

L^AT_EX Class huawei*

Yegor Bugayenko
yegor256@gmail.com

2023-05-20, 0.16.0

1 Introduction

The provided class `huawei` helps you design your work documents and presentations keeping the code short and the style elegant enough both for management and technical papers. To use the class you simply mention its name in the preamble:



```
1 \documentclass{huawei}
2 \begin{document}
3 Hello, world!
4 \end{document}
```

We recommend you to use `latexmk` to compile your `.tex` files to `.pdf`. The simplest setup will require a few files staying next to your `.tex` file, in the same directory (“`story`” is the name of your project here):

```
story\
  .latexmkrc
  .gitignore
  story.tex
```

The content of your `.latexmkrc` file would be this:

```
$pdflatex = 'pdflatex %0 --shell-escape %S';
```

Make sure the `.gitignore` file lists all the files generated by `pdflatex` during the compilation. You don’t need to commit them to your repository, since they are temporary and will be generated again when you compile your document. In order to compile the document, just say `latexmk` on the command line.


*The sources are in GitHub at [yegor256/huawei.cls](https://github.com/yegor256/huawei.cls)

`\theauthor` `\theauthor` is the author of the document in “first-name last-name” format.
`\theid` `\theid` is the internal ID of the author, if it’s applicable.
`\thesecurity` It is the level of security of the document, which is usually printed at the top right corner of it; usual values are “Internal,” “Confidential,” or “Secret.”
 Default values of all these commands are empty. If you don’t renew them in your document, nothing will be printed.

4 Custom Commands

Inside the document body you can use these commands:

`\PrintFirstPage` It is recommended to use `\PrintFirstPage` for rendering the first page in landscape document, for example a project charter. The only argument of the command is the name of an image to render at the right bottom corner. You can omit the name and just call the command with an empty argument. In this case the default image will be rendered, a pretty good looking one:



```

1 \documentclass[landscape]{huawei}
2 \renewcommand*
3   \thetitle{Perpetum Mobile}
4 \renewcommand*
5   \theauthor{Yegor Bugayenko}
6 \begin{document}
7 \PrintFirstPage{}
8 \end{document}
  
```


`\PrintLastPage` `\PrintLastPage` prints the last page of a project charter or a similar landscape document:



```

1 \documentclass[landscape]{huawei}
2 \begin{document}
3 \PrintLastPage{}
4 \end{document}
  
```


`\PrintThankYouPage` `\PrintThankYouPage` prints the last page with a "Thank You" message in the center.



```

1 \documentclass[landscape,dark]{huawei}
2 \begin{document}
3 \PrintThankYouPage{}
4 \end{document}
  
```

`\PrintDisclaimer` `\PrintDisclaimer` prints a paragraph at the bottom of the page with a standard disclaimer:



```
1 \documentclass{huawei}
2 \begin{document}
3 \section{Introduction}
4 Hello, world!
5 \subsection{More Details}
6 Hello again!
7 \PrintDisclaimer
8 \end{document}
```

5 Best Practices

You are free to design your documents any way you want. However, it would be convenient for yourself and for your readers, if you follow the convention we have for business and technical documents.

The rule of thumb is simple: try *not* to format your documents. Instead, let the class designed by us do this work for you. Just type the content without changing the layout, adding colors, changing fonts, etc. The less you modify the look-and-feel, the better your documents will be perceived by your readers.

5.1 Two Columns


In the landscape format it's recommended to use two columns, for better readability of the text. Here is how:



```
1 \documentclass[landscape]{huawei}
2 \begin{document}
3 \newpage
4 \begin{multicols}{2}
5 \section*{First}
6 Here goes the first column content.
7 \columnbreak
8 \section*{Second}
9 Here goes the second column content.
10 \end{multicols}
11 \end{document}
```

5.2 Crumbs

When you need to put many small information pieces into one page, we recommend you to use “crumbs”:



```

1 \documentclass{huawei}
2 \begin{document}
3 \newpage
4 \section*{Project Details}
5 \begin{multicols}{2}
6 \raggedright
7 \PrintCrumb{Budget}{\$100K}
8 \PrintCrumb{Duration}{5 months}
9 \end{multicols}
10 \end{document}

```

6 Implementation

First, we load the parent class:

```
1 \LoadClass[12pt]{article}
```

Then, we parse package options:

```

2 \makeatletter
3 \DeclareOption{breaks}{
4   \let\huawei@oldsection\section
5   \renewcommand\section{\clearpage\huawei@oldsection}
6 }
7 \newif\ifhuawei@dark
8 \DeclareOption{dark}{\huawei@darktrue}
9 \newif\ifhuawei@slides
10 \DeclareOption{slides}{\huawei@slidetrue}
11 \newif\ifhuawei@nosecurity
12 \DeclareOption{nosecurity}{\huawei@nosecuritytrue}
13 \newif\ifhuawei@authordraft
14 \DeclareOption{authordraft}{\huawei@authordrafttrue}
15 \newif\ifhuawei@nobrand
16 \DeclareOption{nobrand}{\huawei@nobrandtrue}
17 \newif\ifhuawei@nodate
18 \DeclareOption{nodate}{\huawei@nodatetrue}
19 \newif\ifhuawei@nocover
20 \DeclareOption{nocover}{\huawei@nocovertrue}
21 \newif\ifhuawei@nopaging
22 \DeclareOption{nopaging}{\huawei@nopagingtrue}
23 \newif\ifhuawei@landscape
24 \DeclareOption{landscape}{\huawei@landscapetrue}
25 \newif\ifhuawei@anonymous
26 \DeclareOption{anonymous}{\huawei@anonymoustrue}
27 \ProcessOptions\relax
28 \makeatother

```

Then, we set the size of the page:

```

29 \RequirePackage{geometry}
30 \makeatletter\ifhuawei@landscape
31   \geometry{paperwidth=16in, paperheight=9in,
32     left=4in, right=2in, top=1.5in, bottom=1.5in}

```

```

33 \else
34 \geometry{a4paper, left=1.5in, right=1in,
35 top=1.2in, bottom=1.2in}
36 \fi\makeatother

Then, we set the size of the font:
37 \makeatletter\ifhuawei@slides
38 \usepackage[fontsize=24pt]{fontsize}
39 \fi\makeatother

Then, we include a important packages:
40 \RequirePackage[T1]{fontenc}
41 \RequirePackage[utf8]{inputenc}
42 \RequirePackage{tabularx}
43 \RequirePackage{anyfontsize}
44 \RequirePackage{multicol}
45 \RequirePackage{ragged2e}
46 \RequirePackage{multicol}
47 \RequirePackage[mmddyyyy,iso]{datetime}
48 \newtimeformat{daytime}{\twodigit{\THEHOUR}:\twodigit{\THEMINUTE}}
49 \RequirePackage[tt=false,type1=true]{libertine}
50 \RequirePackage{paralist}
51 \RequirePackage{makecell}
52 \RequirePackage[para]{footmisc}
53 \setlength{\footnotemargin}{2pt}
54 \setlength{\footnotesep}{2pt}
55 \RequirePackage{graphicx}
56 \RequirePackage{array}
57 \RequirePackage[hidelinks]{hyperref} % to enable \pageref* command
58 \RequirePackage[abspath]{currfile}
59 \RequirePackage{enumitem}
60 \setlist{nosep}
61 \RequirePackage{microtype}
62 \AddToHook{env/verbatim/begin}{\microtypesetup{protrusion=false}}
63 \RequirePackage{wrapfig}
64 \RequirePackage{lastpage}
65 \RequirePackage{tikz}
66 \RequirePackage{tabularx}
67 \RequirePackage{titling}
68 \RequirePackage{svg}
69 \RequirePackage[absolute]{textpos}
70 \TPGrid{16}{16}

Then, we configure biblatex:
71 \RequirePackage[maxnames=1,minnames=1,natbib=true,
72 citestyle=numeric,bibstyle=numeric,
73 url=false,isbn=false,isbn=false]{biblatex}

Then, we set spacing between lines:
74 \RequirePackage{setspace}
75 \setstretch{1.08}

Then, we define branded colors:
76 \PassOptionsToPackage{table}{xcolor}
77 \RequirePackage{xcolor}
78 \definecolor{red}{HTML}{CFOA2C}

```

```

79 \definecolor{black}{HTML}{232527}
80 \definecolor{gray}{HTML}{878C8F}
81 \definecolor{yellow}{HTML}{F2DC5D}
82 \definecolor{blue}{HTML}{2274A5}
83 \definecolor{green}{HTML}{499167}
84 \definecolor{orange}{HTML}{F06543}

```

\huawei@header Then, we define \huawei@header:

```

85 \makeatletter\newcommand\huawei@header[1]{\%
86   \ifhuawei@slides%
87     \setstretch{0.8}%
88     \fontsize{19pt}{24pt}\selectfont%
89   \else%
90     \setstretch{0.8}%
91     \fontsize{11pt}{13pt}\selectfont%
92   \fi%
93   \sffamily\color{gray}#1\par%
94 }\makeatother

```

\huawei@bar Then, we define \huawei@bar:

```

95 \makeatletter\newcommand\huawei@bar{%
96   \begin{textblock}{1}[0,0](0,0)%
97     \tikz \node[fill=red,minimum width=\TPHorizModule,
98       minimum height=16\TPVertModule] {};%
99   \end{textblock}%
100 }\makeatother

```

\huawei@logo Then, we define \huawei@logo:

```

101 \makeatletter\newcommand\huawei@logo[1]{
102 \def\BLACK{\ifhuawei@dark white\else black\fi}
103 \def\BLANK{\ifhuawei@dark black\else white\fi}
104 \begin{tikzpicture}[y=0.80pt, x=0.80pt, yscale=-#1,
105 xscale=#1, inner sep=0pt, outer sep=0pt]
106 \begin{scope}[even odd rule,line width=0.800pt]
107 \begin{scope}[shift={(0,-0.00024)}]
108 \path[fill=\BLACK] (10.9375,30.2240) -- (10.9375,33.6097)
109 .. controls (10.9375,34.5713) and (10.4603,35.0845) ..
110 (9.5932,35.0845) .. controls (8.7212,35.0845) and
111 (8.2411,34.5565)
112 .. (8.2411,33.5686) -- (8.2411,30.2278) -- (7.0415,30.2278)
113 -- (7.0415,33.6097) .. controls (7.0415,35.2737) and
114 (7.9658,36.2272) .. (9.5774,36.2272) .. controls
115 (11.2041,36.2272) and (12.1371,35.2554) .. (12.1371,33.5609) --
116 (12.1371,30.2240)
117 -- (10.9375,30.2240) -- cycle;
118 \path[fill=\BLACK] (15.3511,30.2240) -- (12.7456,36.1351) --
119 (13.9702,36.1351) -- (14.4731,34.9903) -- (14.5091,34.9045) --
120 (17.2158,34.9045) -- (17.7467,36.1351) -- (19.0045,36.1351) --
121 (16.4233,30.2590) -- (16.4001,30.2240) -- cycle;
122 \path[fill=\BLACK] (22.4840,30.2240) -- (21.1414,34.2912) --
123 (19.8344,30.2271) -- (18.5578,30.2271) -- (20.6186,36.1388) --
124 (21.6120,36.1388) -- (22.9573,32.2553) -- (24.3016,36.1388) --
125 (25.3034,36.1388) -- (27.3592,30.2271) -- (26.1152,30.2271) --
126 (24.8055,34.2912) -- (23.4626,30.2240) -- cycle;

```

```

127 \path[fill=\BLACK] (34.2236,30.2240) -- (34.2236,36.1300) --
128 (35.4074,36.1300) -- (35.4074,30.2240) -- cycle;
129 \path[fill=\BLACK] (0.2686,30.2244) -- (0.2686,36.1384) --
130 (1.4686,36.1384) -- (1.4686,33.7365) -- (4.1780,33.7365) --
131 (4.1780,36.1384) -- (5.3783,36.1384) -- (5.3783,30.2244) --
132 (4.1780,30.2244) -- (4.1780,32.6102) -- (1.4686,32.6102) --
133 (1.4686,30.2244) -- cycle;
134 \path[fill=\BLACK] (28.3267,30.2284) -- (28.3267,36.1344) --
135 (32.7928,36.1344) -- (32.7928,35.0575) -- (29.5105,35.0575) --
136 (29.5105,33.5931) -- (31.6931,33.5931) -- (31.6931,32.5160) --
137 (29.5105,32.5160) -- (29.5105,31.3052) -- (32.6785,31.3052) --
138 (32.6785,30.2284) -- cycle;
139 \path[fill=\BLANK] (15.8594,31.7207) -- (16.7149,33.7008) --
140 (16.7119,33.7008) -- (16.7701,33.8374) -- (14.9552,33.8374) --
141 (15.0127,33.7008) -- (15.0117,33.7008) -- cycle;
142 \path[fill=red] (15.2113,0.0001) .. controls (14.7353,0.0422) and
143 (13.4491,0.3349) .. (13.4491,0.3349) -- (13.4486,0.3349) .. controls
144 (10.5495,1.0843) and (9.8643,3.7151) .. (9.8643,3.7151) .. controls
145 (9.7227,4.1575) and (9.6584,4.6109) .. (9.6395,5.0380) --
146 (9.6395,5.6194) .. controls (9.6780,6.5176) and (9.8777,7.1883) ..
147 (9.8777,7.1883) .. controls (10.8461,11.4823) and
148 (15.6075,18.5379) .. (16.6308,20.0200) .. controls
149 (16.7034,20.0920) and (16.7615,20.0660) ..
150 (16.7615,20.0660) .. controls (16.8720,20.0355) and
151 (16.8633,19.9296) .. (16.8633,19.9296) --
152 (16.8654,19.9301) .. controls (18.4416,4.1760) and
153 (15.2113,0.0001) .. (15.2113,0.0001) -- (15.2113,0.0001) -- cycle;
154 \path[fill=red] (20.4192,0.0000) .. controls (20.4192,0.0000) and
155 (17.1748,4.1782) .. (18.7521,19.9415) --
156 (18.7542,19.9415) .. controls (18.7664,20.0416) and
157 (18.8374,20.0624) .. (18.8374,20.0624) .. controls
158 (18.9430,20.1033) and (18.9971,20.0019) .. (18.9971,20.0019) --
159 (18.9976,20.0029) .. controls (20.0472,18.4829) and
160 (24.7814,11.4657) .. (25.7455,7.1882) .. controls (25.7455,7.1882) and
161 (26.2683,5.1179) .. (25.7636,3.7150) .. controls
162 (25.7636,3.7150) and (25.0470,1.0434) .. (22.1442,0.3375) .. controls
163 (22.1442,0.3375) and (21.3077,0.1251) .. (20.4193,0.0000) --
164 (20.4192,0.0000) -- cycle;
165 \path[fill=red] (5.4542,4.7294) .. controls (5.4542,4.7294) and
166 (2.6920,7.3513) .. (2.5547,10.1307) -- (2.5558,10.1307) --
167 (2.5558,10.5519) .. controls (2.5579,10.5836) and
168 (2.5595,10.6157) .. (2.5615,10.6480) .. controls
169 (2.6804,12.8893) and (4.3665,14.2157) ..
170 (4.3665,14.2157) .. controls (7.0831,16.8634) and
171 (13.6611,20.2062) .. (15.1896,20.9647) .. controls
172 (15.2110,20.9727) and (15.2900,20.9985) ..
173 (15.3364,20.9399) .. controls (15.3364,20.9399) and
174 (15.3605,20.9216) .. (15.3715,20.8887) --
175 (15.3715,20.8189) .. controls (15.3704,20.8149) and
176 (15.3683,20.8109) .. (15.3663,20.8065) --
177 (15.3669,20.8065) .. controls (11.1809,11.6620) and
178 (5.4543,4.7294) .. (5.4543,4.7294) -- (5.4542,4.7294) -- cycle;
179 \path[fill=red] (30.1695,4.7294) .. controls (30.1695,4.7294) and
180 (24.4602,11.6403) .. (20.2761,20.7662) --

```



```

181 (20.2777,20.7657) .. controls (20.2777,20.7657) and
182 (20.2283,20.8715) .. (20.3082,20.9399) .. controls
183 (20.3082,20.9399) and (20.3320,20.9579) .. (20.3650,20.9652) --
184 (20.4229,20.9652) .. controls (20.4333,20.9622) and
185 (20.4444,20.9582) .. (20.4554,20.9507) --
186 (20.4554,20.9517) .. controls (22.0255,20.1724) and
187 (28.5525,16.8516) .. (31.2563,14.2162) .. controls
188 (31.2563,14.2162) and (32.9686,12.8412) ..
189 (33.0583,10.6334) .. controls (33.2560,7.5672) and
190 (30.1696,4.7294) .. (30.1696,4.7294) -- (30.1695,4.7294) -- cycle;
191 \path[fill=red] (35.3082,13.8080) .. controls (35.3082,13.8080) and
192 (26.0003,18.8031) .. (21.1876,22.0494) -- (21.1882,22.0499) --
193 (21.1893,22.0509) .. controls (21.1893,22.0509) and
194 (21.1019,22.1081) .. (21.1324,22.2106) .. controls
195 (21.1324,22.2106) and (21.1781,22.2933) .. (21.2446,22.2933) --
196 (21.2446,22.2938) .. controls (22.9684,22.2968) and
197 (29.4914,22.3041) .. (29.6549,22.2736) .. controls
198 (29.6549,22.2736) and (30.4983,22.2399) ..
199 (31.5406,21.8395) .. controls (31.5406,21.8395) and
200 (33.8608,21.1019) .. (35.0659,18.4677) .. controls
201 (35.0659,18.4677) and (35.6166,17.3662) .. (35.6246,15.8187) --
202 (35.6246,15.7531) .. controls (35.6206,15.1563) and
203 (35.5365,14.4957) .. (35.3083,13.8080) --
204 (35.3082,13.8080) -- cycle;
205 \path[fill=red] (0.3129,13.8313) .. controls (-0.5339,16.4531) and
206 (0.6062,18.5656) .. (0.6080,18.5690) .. controls
207 (1.7962,21.0795) and (4.0641,21.8401) ..
208 (4.0641,21.8401) .. controls (5.1112,22.2703) and
209 (6.1586,22.3000) .. (6.1586,22.3000) .. controls
210 (6.3221,22.3300) and (12.6713,22.3030) ..
211 (14.3725,22.2950) .. controls (14.4445,22.2945) and
212 (14.4842,22.2221) .. (14.4842,22.2221) .. controls
213 (14.4892,22.2142) and (14.4936,22.2062) .. (14.4955,22.1989) --
214 (14.4955,22.1333) .. controls (14.4814,22.0893) and
215 (14.4439,22.0584) .. (14.4439,22.0584) --
216 (14.4450,22.0578) .. controls (9.6347,18.8126) and
217 (0.3130,13.8315) .. (0.3130,13.8315) -- (0.3129,13.8313) -- cycle;
218 \path[fill=red] (14.1782,23.1010) -- (3.2285,23.4850) .. controls
219 (4.4160,25.6018) and (6.4158,27.2469) ..
220 (8.4990,26.7416) .. controls (9.9366,26.3822) and
221 (13.1935,24.1105) .. (14.2687,23.3429) --
222 (14.2651,23.3399) .. controls (14.3487,23.2648) and
223 (14.3188,23.2045) .. (14.3188,23.2045) .. controls
224 (14.2913,23.1062) and (14.1783,23.1063) .. (14.1783,23.1063) --
225 (14.1782,23.1010) -- cycle;
226 \path[fill=red] (21.4305,23.1090) -- (21.4294,23.1130) .. controls
227 (21.4294,23.1130) and (21.3333,23.1252) ..
228 (21.3064,23.1972) .. controls (21.3064,23.1972) and
229 (21.2831,23.2956) .. (21.3478,23.3445) --
230 (21.3467,23.3455) .. controls (22.3950,24.0973) and
231 (25.5729,26.3191) .. (27.1039,26.7505) .. controls
232 (27.1039,26.7505) and (27.3359,26.8294) .. (27.7246,26.8435) --
233 (27.9581,26.8435) .. controls (28.9839,26.8075) and
234 (30.7708,26.2805) .. (32.3946,23.4907) --

```

```

235 (21.4305,23.1090) -- cycle;
236 \end{scope}%
237 \end{scope}%
238 \end{tikzpicture}%
239 }\makeatother

```

Then, we configure headers using fancyhdr:

```

240 \RequirePackage{fancyhdr}
241 \pagestyle{fancy}
242 \renewcommand{\headrulewidth}{0pt}
243 \fancyhf{}
244 \makeatletter\fancyfoot[L]{
245   \huawei@bar
246   \ifhuawei@authordraft%
247     \begin{textblock}{14}[0.5,0.5](8,8)%
248       \tikz \node[minimum width=14\TPHorizModule] {%
249         \fontsize{64}{64}\selectfont\sffamily\scshape%
250         \color{gray!20}\rotatebox{30}{it is a draft}
251       };%
252     \end{textblock}%
253   \else\fi%
254 }\makeatother
255 \makeatletter\fancyhead[L]{
256   \ifnum\value{page}=1\else%
257     \ifhuawei@nobrand\else%
258       \begin{textblock}{8}[0,0](1.2,0.2)%
259         \huawei@logo{\ifhuawei@slides 1.8\else 1\fi}%
260       \end{textblock}%
261     \fi%
262   \fi%
263 }\makeatother
264 \makeatletter\fancyhead[R]{
265   \begin{textblock}{8}[1,0](15.8,0.2)%
266     \raggedleft\huawei@header{%
267       \ifhuawei@nosecurity\else%
268         \thesecurity
269       \fi%
270     }%
271   \end{textblock}%
272 }\makeatother
273 \makeatletter\fancyfoot[R]{
274   \begin{textblock}{8}[0,1](1.2,15.8)%
275     \ifnum\value{page}=1\else%
276       \huawei@header{\raggedright%
277         \ifhuawei@anonymous\else%
278           \theauthor%
279         \ifhuawei@nosecurity\else%
280           \ifx\theid\empty\else, \theid\fi
281         \fi%
282         \ifhuawei@nobrand\else%
283           \newline
284         \fi%
285       \fi%
286     \ifhuawei@nobrand\else%

```

```

287         \thecompany{}
288         \fi%
289     }%
290     \fi%
291 \end{textblock}%
292 \begin{textblock}{8}[1,1](15.8,15.8)%
293     \raggedleft\huawei@header{%
294         \ifnum\value{page}=1\else%
295             \ifhuawei@nopaging\else%
296                 Page \#\thepage{} of \pageref*{LastPage}%
297                 \ifhuawei@nodate\else%
298                     \\
299                     \fi%
300                 \fi%
301             \ifhuawei@nodate\else%
302                 \today{} \settimeformat{daytime}\currenttime{}%
303                 \fi%
304             }%
305     }%
306 \end{textblock}%
307 }\makeatother

```

abstract Then, we redefine abstract environment:

```

308 \RequirePackage{changepage}
309 \renewenvironment{abstract}
310   {\begin{adjustwidth}{0pt}{1in}{\scshape Abstract:}\newline\small}
311   {\end{adjustwidth}}

```

\maketitle Then, we redefine \maketitle:

```

312 \makeatletter\renewcommand\maketitle{%
313     \vspace*{18pt}
314     {\bfseries{\Huge\thetitle\par}}
315     \ifx\thesubtitle\empty\else%
316         {\color{gray!50!black}\large\thesubtitle\par}
317     \fi
318     \ifhuawei@nobrand\else%
319         \ifhuawei@anonymous\else%
320             \ifx\thecompany\empty\else%
321                 \thecompany\newline
322             \fi
323         \fi
324     \fi
325     \ifx\theauthor\empty\else%
326         {\scshape\ifhuawei@anonymous
327             Anonymous Authors
328         \else%
329             \theauthor
330         \fi}%
331     \fi%
332     \ifhuawei@anonymous\else%
333         \ifx\theauthor\empty\else
334             \ifhuawei@nobrand\else%
335                 \ifx\theid\empty\else
336                     $\;$ / {\theid}

```

```

337         \fi
338     \fi
339 \fi
340 \fi
341 \vspace{2em}
342 }\makeatother

```

\PrintCrumb Then, we define \PrintCrumb:

```

343 \newcommand\PrintCrumb[2]{%
344     \begin{minipage}{\columnwidth}%
345         \raggedright\textsc{#1}:\#\#2%
346     \end{minipage}\vspace{1em}%
347 }

```

\PrintThankYouPage Then, we define \PrintThankYouPage:

```

348 \newcommand\PrintThankYouPage{
349     \newpage
350     \vspace*{\fill}
351     \begin{center}
352         \normalsize
353         {\Huge\color{red}\textbf{Thank you!}}
354     \end{center}
355     \vspace*{\fill}
356 }

```

\PrintDisclaimer Then, we define \PrintDisclaimer:

```

357 \makeatletter\newcommand\PrintDisclaimer{%
358     \justify\vspace*{\fill}%
359     \begin{group}
360         \setstretch{0.55}%
361         \sffamily\scriptsize\color{gray!50!black}%
362         \textbf{Disclaimer}: The opinions expressed in
363         this document are in good faith and
364         while every care has been taken in preparing it,
365         \ifhuawei@nobraand%
366             the author%
367         \else%
368             \thecompany{}%
369         \fi
370         makes no representations and gives no warranties
371         of whatever nature in respect of these documents,
372         including but not limited to the accuracy or completeness
373         of any information, facts and/or opinions contained therein.
374         \ifhuawei@nobraand%
375             The author%
376         \else%
377             \thecompany{}%
378         \fi,
379         its subsidiaries, the directors, employees and agents
380         cannot be held liable for the use of and reliance of
381         the opinions, estimates, forecasts and findings in
382         these documents.
383     \par
384 \endgroup%

```

```
385 }\makeatother
```

\PrintFirstPage Then, we define \PrintFirstPage:

```
386 \makeatletter\newcommand\PrintFirstPage[1]{
387   \ifhuawei@landscape\else
388     \PackageError{huawei}{It's allowed to use
389     PrintFirstPage only in landscape mode}{Read huawei.pdf
390     for more information}
391   \fi
392   \huawei@bar
393   \def\param{#1}%
394   \ifx\param\empty\else
395     \includegraphics[height=2in]{#1}
396     \newline
397   \fi
398   \vspace*{0.5in}
399   \maketitle
400   \ifhuawei@nocover\else
401     \begin{textblock}{14}[1,1](14,14)
402       \raggedleft\includegraphics[height=3.6in]{huawei-cover-picture.pdf}
403     \end{textblock}
404   \fi
405 }\makeatother
```

\PrintLastPage Then, we define \PrintLastPage:

```
406 \makeatletter\newcommand\PrintLastPage{
407   \ifhuawei@landscape\else
408     \PackageError{huawei}{It's allowed to use
409     PrintLastPage only in landscape mode}{Read huawei.pdf
410     for more information}
411   \fi
412   \newpage
413   \vspace*{1in}
414   \begin{center}
415     \begin{minipage}{0.6\columnwidth}\raggedright
416       \normalsize
417       \setlength{\parskip}{6pt}
418       {\Huge\color{red}\textbf{Thank you!}}
419
420       \vspace{0.5in}
421
422       Bring digital to every person, home and organization
423       \newline
424       for a fully connected, intelligent world.
425
426       \textbf{%
427         Copyright \copyright{} \the\year{} \thecompany{}
428       \newline
429       All Rights Reserved.%
430       }
431
432       The information in this document may contain predictive
433       statements including, without limitation, statements regarding
434       the future financial and operating results, future product
```

```

435     portfolio, new technology, etc. There are a number of factors that
436     could cause actual results and developments to differ materially
437     from those expressed or implied in the predictive statements.
438     Therefore, such information is provided for reference purpose
439     only and constitutes neither an offer nor an acceptance.
440     \ifhuawei@nobraand%
441         The author%
442     \else%
443         \thecompany{}%
444     \fi
445     may change the information at any time without notice.
446     \end{minipage}
447     \end{center}%
448 }\makeatother

```

\PrintBibliography Then, we define \PrintBibliography:

```

449 \makeatletter\newcommand\PrintBibliography{
450     \setlength\bibitemsep{3pt}
451     \AtNextBibliography{\small}
452     \newpage
453     \raggedright
454     \ifhuawei@landscape
455         \begin{multicols}{3}\setstretch{0.95}\printbibliography\end{multicols}
456     \else
457         \begin{multicols}{2}\setstretch{0.95}\printbibliography\end{multicols}
458     \fi
459 }\makeatother

```

Then, we set the background color of the document:

```

460 \makeatletter\ifhuawei@dark
461     \RequirePackage{pagecolor}
462     \pagecolor{black}
463     \color{white}
464 \fi

```

Then, we configure layout:

```

465 \AtBeginDocument{%
466     \raggedbottom%
467     \raggedcolumns%
468     \setlength\headheight{32pt}%
469     \setlength\footskip{32pt}%
470     \setlength\topskip{0mm}%
471     \setlength\parindent{0pt}%
472     \setlength\parskip{6pt}%
473     \setlength\columnsep{32pt}%
474     \def\arraystretch{1.5}%
475 }

```

Then, we renew a few commands:

```

476 \renewcommand\title[1]{\renewcommand\thetitle{#1}}
477 \newcommand\thetitle{\textbackslash\thetitle}
478 \newcommand*\thecompany{Huawei Technologies Co., Ltd.}
479 \newcommand\thesubtitle{}
480 \renewcommand\author[1]{\renewcommand\theauthor{#1}}
481 \newcommand\theauthor{\textbackslash\theauthor}

```

```
482 \newcommand*{\thesecurity}{Confidential}  
483 \newcommand*{\theid{}}  
484 \ifcsname nospell\endcsname\else\newcommand\nospell[1]{#1}\fi
```

Change History

v0.1.0	General: The first draft version.	5	page.	5
v0.10.0	General: Some colors redefined.	5	General: The doi tag enabled for <code>biblatex</code>	6
v0.11.0	General: The fixed-width font is rendered correctly now, without <code>ffcode</code>	5	v0.3.0 General: The cover picture added for front pages.	5
v0.12.0	General: The abstract is now formatted correctly.	5	v0.4.0 General: The current time is rendered without seconds.	5
v0.14.0	General: The <code>l3build</code> is now used for build automation, instead of <code>Makefile</code>	5	v0.5.0 General: The <code>DEPENDS.txt</code> file added.	5
v0.15.0	General: A new package option <code>breaks</code> introduced, which forces all sections to start from a new		v0.6.0 General: The <code>ffcode</code> and <code>href-ul</code> packages created an their code removed from this class.	5
			v0.7.0 General: The <code>authordraft</code> option is now supported.	5

Index

Numbers written in *italic* refer to the page where the corresponding entry is described; numbers underlined refer to the code line of the definition; numbers in *roman* refer to the code lines where the entry is used.

Symbols	<code>\endcsname</code> 484	<code>\ifhuawei@landscape</code> 23, 30, 387, 407, 454
<code>\#</code> 296		<code>\ifhuawei@nobrand</code> 15, 257, 282, 286, 318, 334, 365, 374, 440
<code>\;</code> 336	F	<code>\ifhuawei@nocover</code> 19, 400
<code>\%</code> 298, 345	<code>\fancyfoot</code> 244, 273	<code>\ifhuawei@nodate</code> 17, 297, 302
A	<code>\fancyhead</code> 255, 264	<code>\ifhuawei@nopaging</code> 21, 295
<code>\abstract</code> 308	<code>\fancyhf</code> 243	<code>\ifhuawei@nosecurity</code> 11, 267, 279
<code>\AddToHook</code> 62	<code>\fill</code> 350, 355, 358	<code>\ifhuawei@slides</code> 9, 37, 86, 259
<code>\arraystretch</code> 474	<code>\fontsize</code> 88, 91, 249	<code>\ifnum</code> 256, 275, 294
<code>\AtBeginDocument</code> . . 465	<code>\footnotemargin</code> 53	<code>\ifx</code> 280, 315, 320, 325, 333, 335, 394
<code>\AtNextBibliography</code> 451	<code>\footnotesep</code> 54	<code>\includegraphics</code> 395, 402
<code>\author</code> 480	<code>\footskip</code> 469	J
		<code>\justify</code> 358
	G	L
	<code>\geometry</code> 31, 34	<code>\large</code> 316
		<code>\LoadClass</code> 1
	H	M
<code>\begin</code> 96, 104, 106, 107, 247, 258, 265, 274, 292, 310, 344, 351, 401, 414, 415, 455, 457	<code>\headheight</code> 468	<code>\makeatletter</code> . . 2, 30, 37, 85, 95, 101, 244, 255, 264, 273, 312, 357, 386, 406, 449, 460
<code>\bfseries</code> 314	<code>\headrulewidth</code> 242	<code>\makeatother</code> 28, 36, 39, 94, 100, 239, 254, 263, 272, 307, 342, 385, 405, 448, 459
<code>\bibitemsep</code> 450	<code>\huawei@anonymoustrue</code> 26	<code>\maketitle</code> 312, 399
<code>\BLACK</code> 102, 108, 118, 122, 127, 129, 134	<code>\huawei@authordrafttrue</code> 14	<code>\microtypesetup</code> 62
<code>\BLANK</code> 103, 139	<code>\huawei@bar</code> 95, 245, 392	N
C	<code>\huawei@darktrue</code> 8	<code>\newif</code> 7, 9, 11, 13, 15, 17, 19, 21, 23, 25
<code>\clearpage</code> 5	<code>\huawei@header</code> 85, 266, 276, 293	<code>\newline</code> 283, 310, 321, 396, 423, 428
<code>\color</code> 93, 250, 316, 353, 361, 418, 463	<code>\huawei@landscapetrue</code> 24	<code>\newpage</code> 349, 412, 452
<code>\columnsep</code> 473	<code>\huawei@logo</code> 101, 259	<code>\newtimeformat</code> 48
<code>\columnwidth</code> 344, 415	<code>\huawei@nobraandtrue</code> . 16	<code>\node</code> 97, 248
<code>\copyright</code> 427	<code>\huawei@nocovertrue</code> . 20	<code>\normalsize</code> 352, 416
<code>\currenttime</code> 303	<code>\huawei@nodatetrue</code> . 18	<code>\nospell</code> 484
D	<code>\huawei@nopagingtrue</code> 22	
<code>\DeclareOption</code> 3, 8, 10, 12, 14, 16, 18, 20, 22, 24, 26	<code>\huawei@nosecuritytrue</code> 12	
<code>\def</code> 102, 103, 393, 474	<code>\huawei@oldsection</code> 4, 5	
<code>\definecolor</code> 78, 79, 80, 81, 82, 83, 84	<code>\huawei@slidestrue</code> . 10	
E	<code>\Huge</code> 314, 353, 418	
<code>\empty</code> 280, 315, 320, 325, 333, 335, 394	I	
<code>\end</code> 99, 236, 237, 238, 252, 260, 271, 291, 306, 311, 346, 354, 403, 446, 447, 455, 457	<code>\ifcsname</code> 484	
	<code>\ifhuawei@anonymous</code> 25, 277, 319, 326, 332	
	<code>\ifhuawei@authordraft</code> 13, 246	
	<code>\ifhuawei@dark</code> 7, 102, 103, 460	

P			
<code>\PackageError</code> ..	388, 408	<code>\relax</code>	27
<code>\pagecolor</code>	462	<code>\renewcommand</code>	
<code>\pageref</code>	57, 296	.. 5, 242, 312, 476, 480	
<code>\pagestyle</code>	241	<code>\renewenvironment</code> ..	309
<code>\par</code>	93, 314, 316, 383	<code>\RequirePackage</code> ..	29,
<code>\param</code>	393, 394	40, 41, 42, 43, 44,	
<code>\parindent</code>	471	45, 46, 47, 49, 50,	
<code>\parskip</code>	417, 472	51, 52, 55, 56, 57,	
<code>\PassOptionsToPackage</code>		58, 59, 61, 63, 64,	
.....	76	65, 66, 67, 68, 69,	
<code>\path</code>	108, 118,	71, 74, 77, 240, 308, 461	
122, 127, 129, 134,		<code>\rotatebox</code>	250
139, 142, 154, 165,		S	
179, 191, 205, 218, 226		<code>\scriptsize</code>	361
<code>\PrintBibliography</code>	449	<code>\scshape</code> ..	249, 310, 326
<code>\printbibliography</code>		<code>\section</code>	4, 5
.....	455, 457	<code>\selectfont</code> ..	88, 91, 249
<code>\PrintCrumb</code>	343	<code>\setlength</code>	53,
<code>\PrintDisclaimer</code> ..	357	54, 417, 450, 468,	
<code>\PrintFirstPage</code> ..	386	469, 470, 471, 472, 473	
<code>\PrintLastPage</code> ..	406	<code>\setlist</code>	60
<code>\PrintThankYouPage</code>	348	<code>\setstretch</code>	75,
<code>\ProcessOptions</code> ..	27	87, 90, 360, 455, 457	
R		<code>\settimeformat</code> ..	303
<code>\raggedbottom</code>	466	<code>\sffamily</code> ..	93, 249, 361
<code>\raggedcolumns</code> ..	467	<code>\small</code>	310, 451
<code>\raggedleft</code> ..	266, 293, 402	T	
<code>\raggedright</code>		<code>\textbackslash</code> ..	477, 481
...	276, 345, 415, 453	<code>\textbf</code> ..	353, 362, 418, 426
		<code>\textsc</code>	345
		<code>\the</code>	427
		<code>\theauthor</code>	278,
		325, 329, 333, 480, 481	
		<code>\thecompany</code>	
		... 287, 320, 321,	
		368, 377, 427, 443, 478	
		<code>\THEHOUR</code>	48
		<code>\theid</code> ..	280, 335, 336, 483
		<code>\THEMINUTE</code>	48
		<code>\thepage</code>	296
		<code>\thesecurity</code> ..	268, 482
		<code>\thesubtitle</code>	315, 316, 479
		<code>\thetitle</code> ..	314, 476, 477
		<code>\tikz</code>	97, 248
		<code>\title</code>	476
		<code>\today</code>	303
		<code>\topskip</code>	470
		<code>\TPGrid</code>	70
		<code>\TPHorizModule</code> ..	97, 248
		<code>\TPVertModule</code>	98
		<code>\twodigit</code>	48
		U	
		<code>\usepackage</code>	38
		V	
		<code>\value</code>	256, 275, 294
		<code>\vspace</code>	313, 341, 346, 350,
		355, 358, 398, 413, 420	
		Y	
		<code>\year</code>	427